

Kendriya Vidyalaya Yol Cantt



BE SMART....

PROUD TO BE A KVIAN...

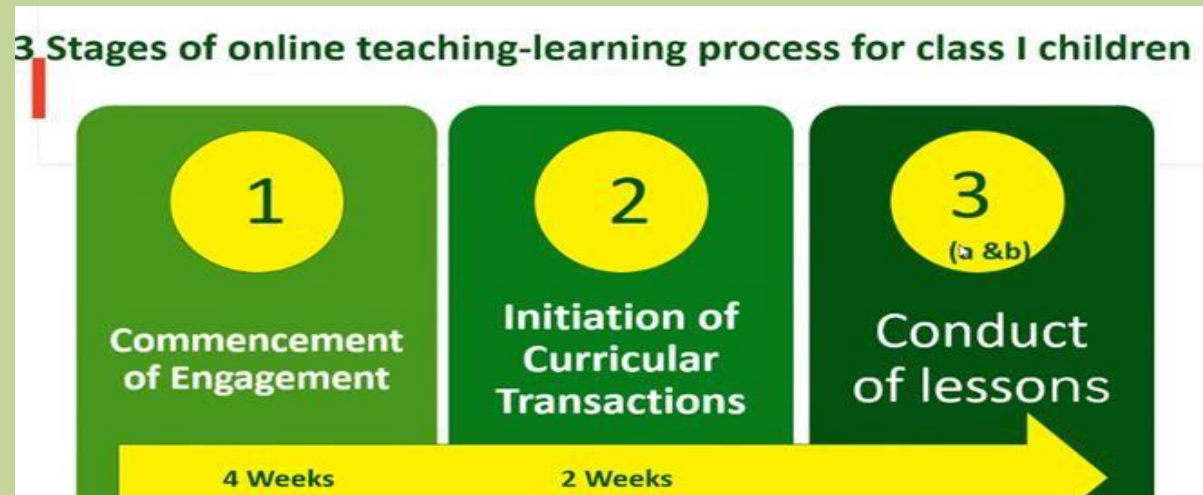
School Readiness Programme (2021-22)

BOOKS LIST – CLASS 1

ENGLISH	NCERT	MARIGOLD
MATHS	NCERT	MATH MAGIC
HINDI	NCERT	RIMJHIM

NOTEBOOK LIST – CLASS 1

ENGLISH	FOUR LINED	KING SIZE- CLASS MATE NOTE BOOK WITH 120 PAGES
MATHS	CHECKED	
HINDI	DOUBLE LINED	
EVS	FOUR LINED WITH ONE SIDE BLANK PAGE	

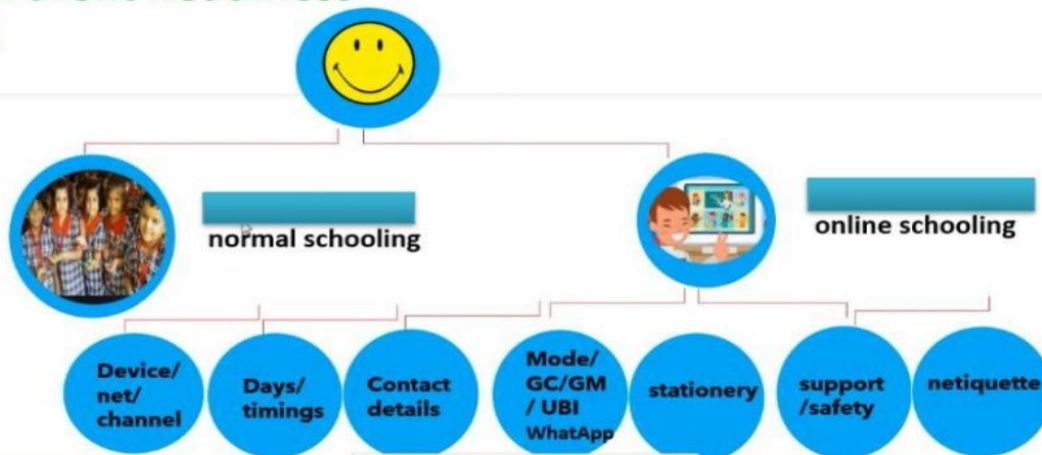


Commencement of Engagement



1. PARENTS READINESS
2. CHILD READINESS
3. TEACHER READINESS

Parent Readiness



Distance Learning

VIRTUAL CLASSROOM RULES



Find a quiet place free of distractions (tv, parents, toys, pets, siblings, etc.).



Show up in time for class and wait to be admitted into it if needed.



Be respectful at all time when your video is on. No inappropriate language or no hand gestures.



Stay on mute. Click the raise hand button if you have a question or something to share.








Stay on task and focused so you don't miss anything the speaker says.





CLASS 1- COMMENCEMENT OF ENGAGEMENT

DAY PLAN—WEEK 1

Teacher 1& 2:

-  Introduction of teacher and student.
-  Enquiry of instrument mobile/laptop, data availability, knowledge of handling data from the parent.
-  Current place of stay.
-  Buying of 3 textbooks, one rough note for all the subjects.
-  Also buy a new drawing notebook and Pencil colours.

ACTIVITY:

-  Drawing an apple (Eng. Tr) and printing hand (EVS Tr), colouring it with favourite colour in the NEW drawing book.
-  Greeting elders, greeting friends.
-  Introducing student.
-  Telling about hobbies.

Self Introduction

What's your name?

Hello! My name is _____.



How old are you?

I am _____ years old.



How are you?

I'm _____.





See and write the words you will use to greet others

DAY PLAN—WEEK 2 & 3


Teacher 1 & 2:

- ✚ Recall and Review Pre – School
- ✚ Knowledge from individual students
- ✚ Introduction of friends
- ✚ Introduction of self to others

ACTIVITY:

- ✚ Make a mala using 20 beads .
- ✚ Make a puppet of your choice and keep it in the drawing notebook by making a pocket in that using old wedding card.



 Make a paper collage of a fruit.



Learn
the

following rhymes with action



Make a clay modelling.

Meeting new friends ONLINE



Then

Now



WEEK 2 ACTIVITIES

Write the name friends you met.

1.

2.

3.

4.

5.

6.

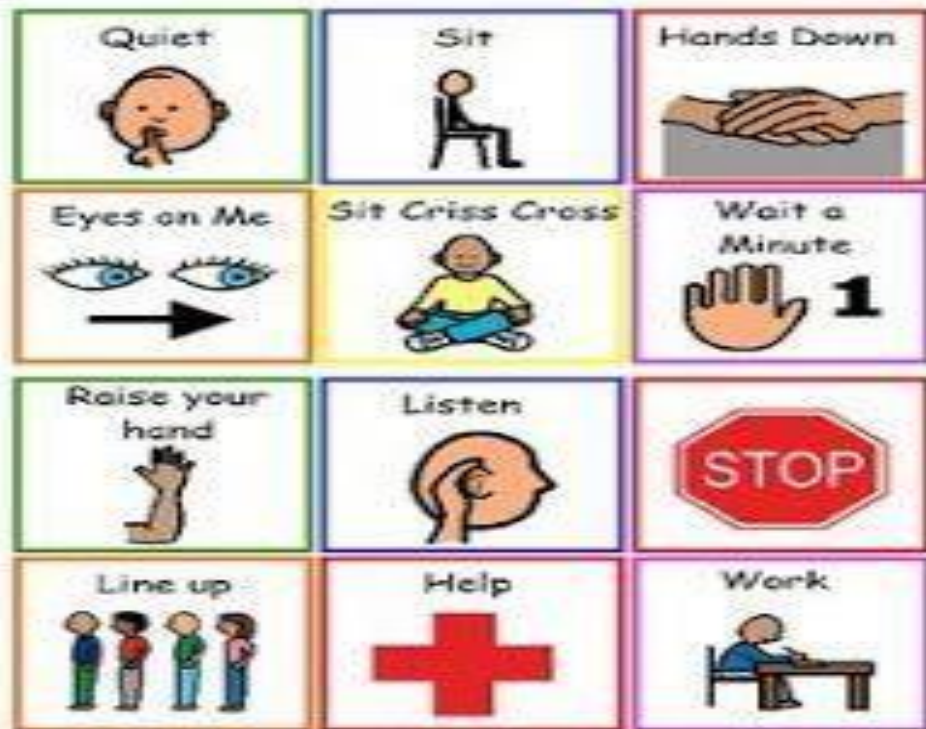
7.

8.

Good Manners




See and write the words you will use to show good manners




**PLAY AND LEARN: YOU SHOW ACTION TELL DADDY TO SPEAK THE WORD.
WRITE THE POINTS**


YOUR POINTS


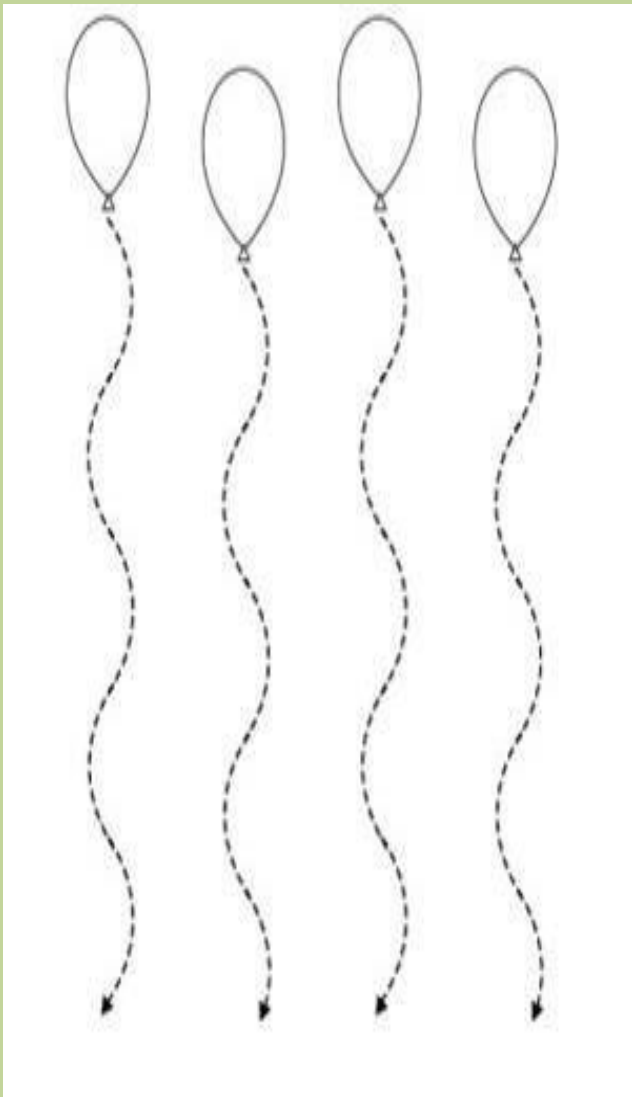
 _____ / 10



DADDY'S POINTS

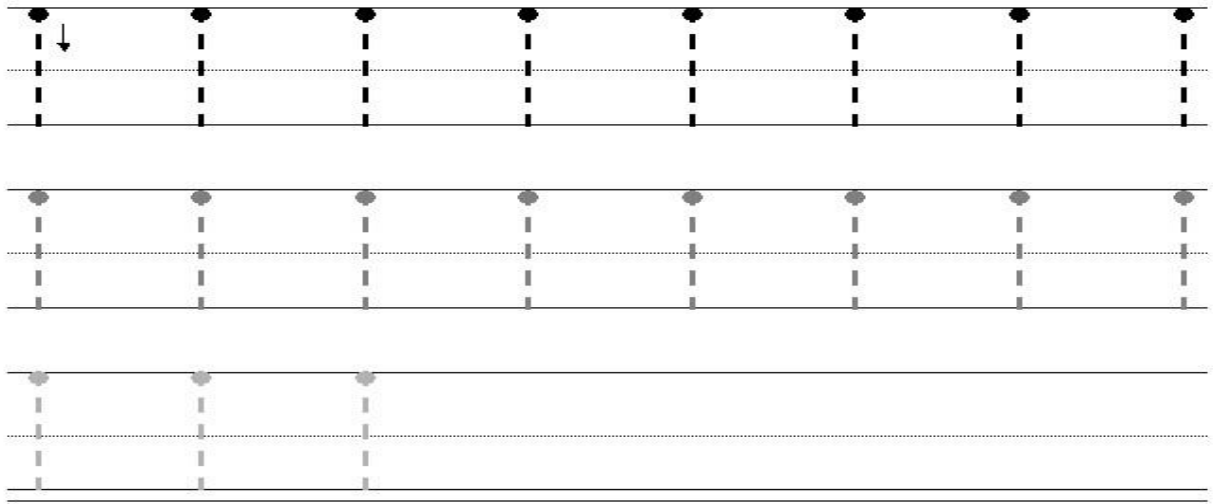

 _____ / 10

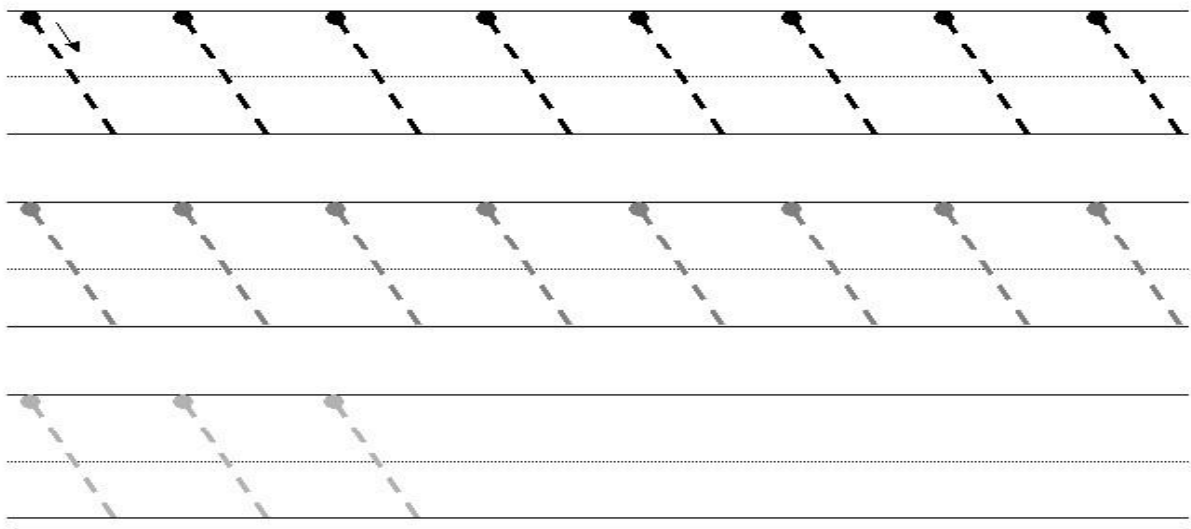

Trace the dots.

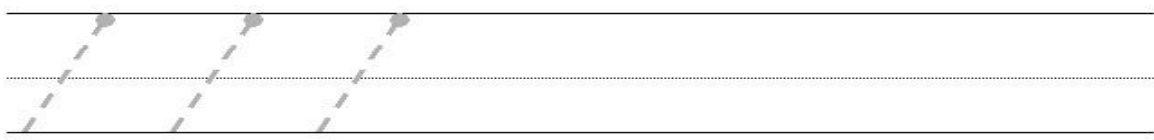
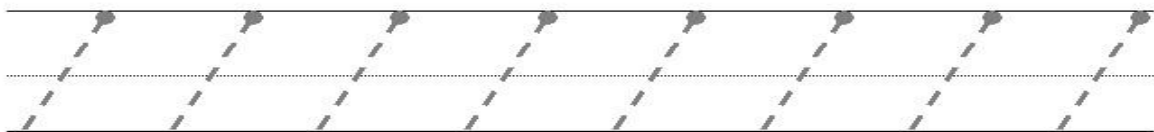
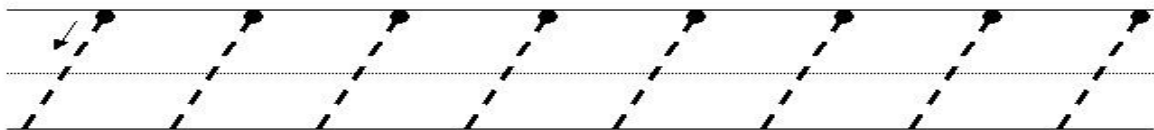



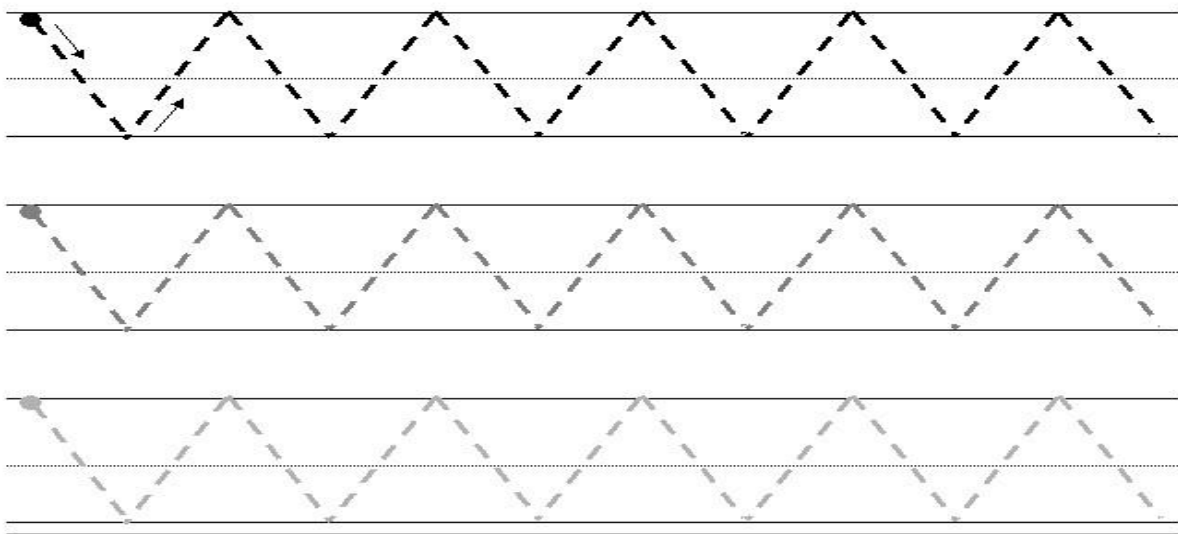
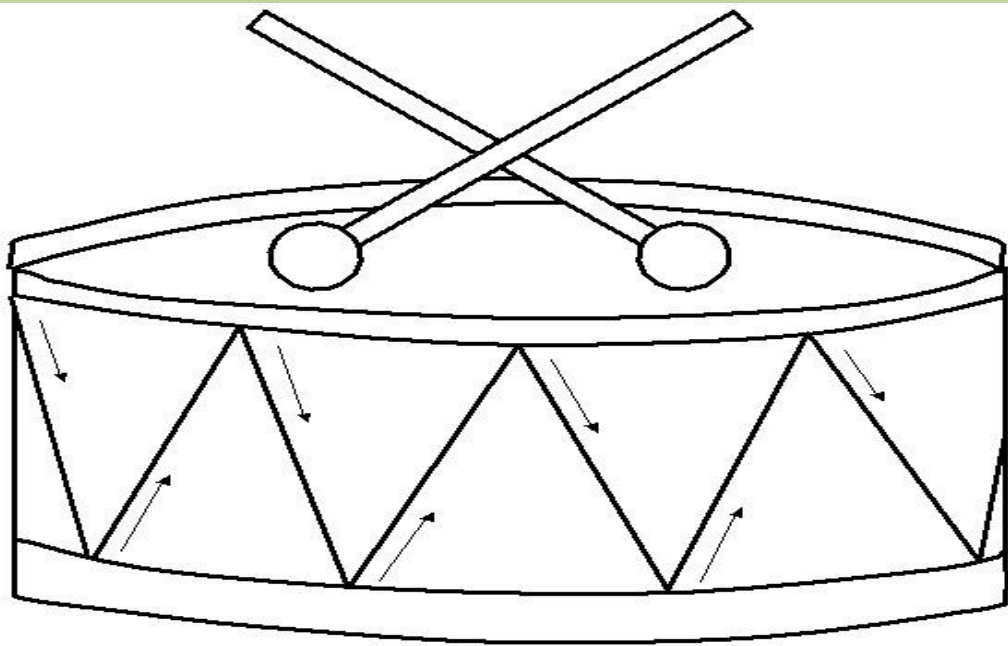


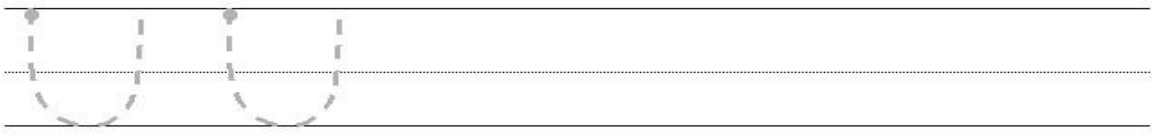
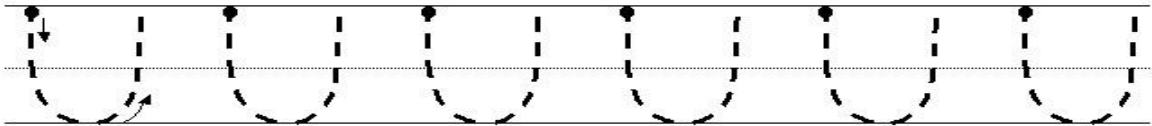



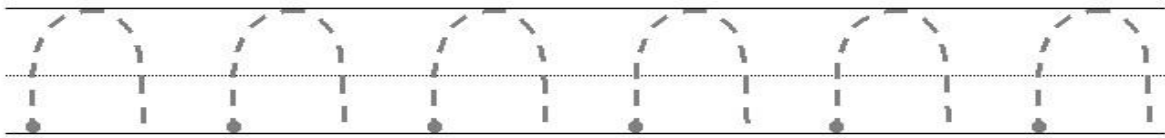
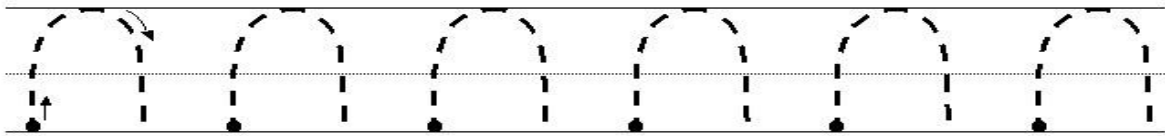



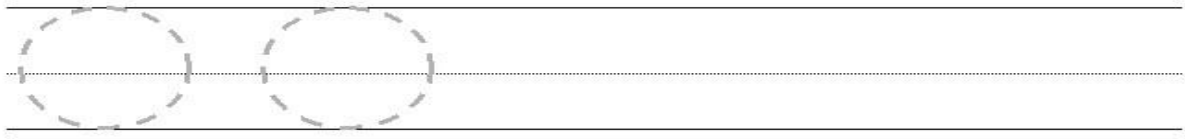
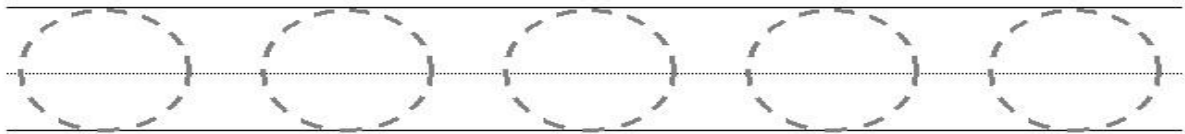
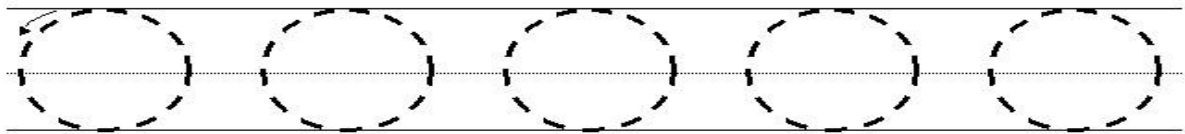
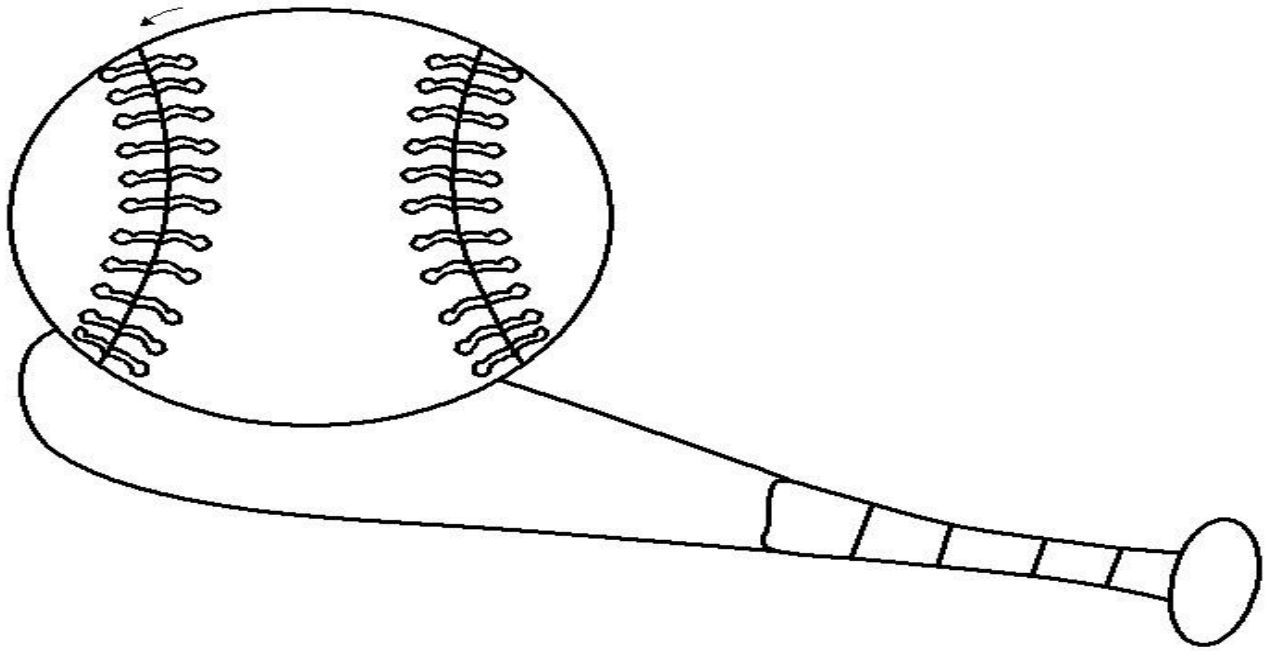














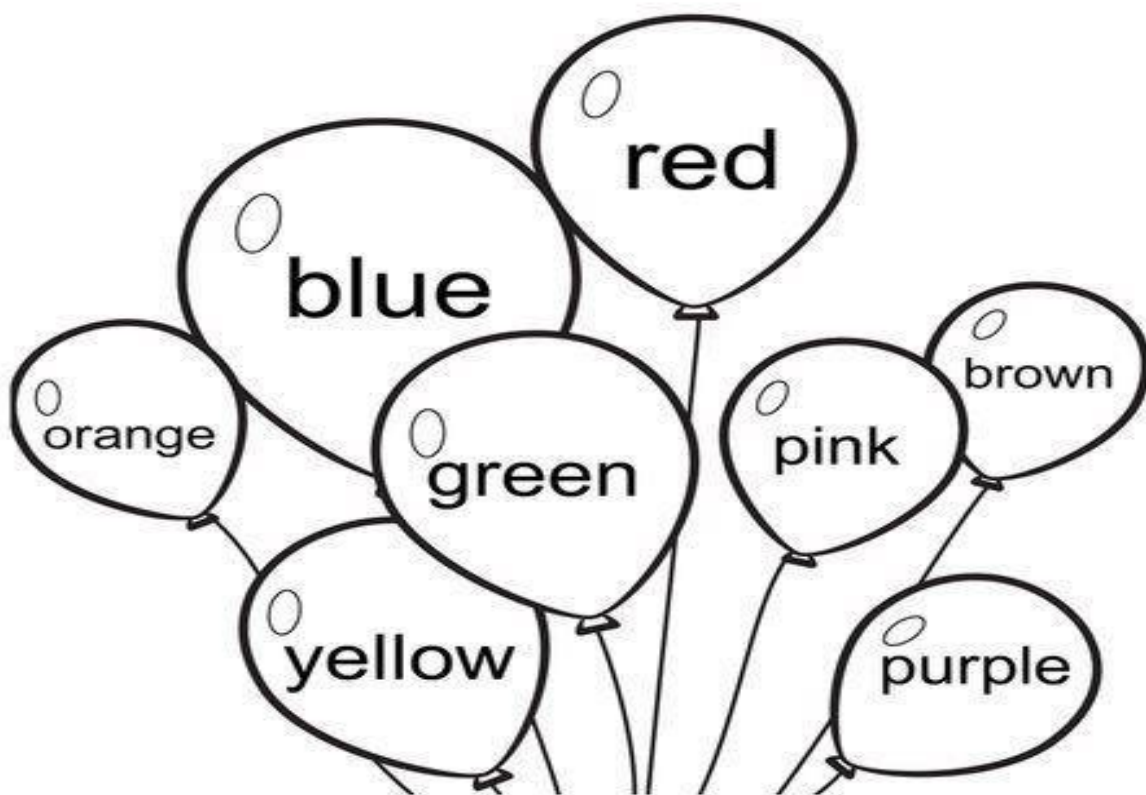
Trace the broken lines.



www.coloring-pages-kids.com



Color the Balloons!



twistynoodle.com



विद्यालय प्रार्थना

ओ३म असतो मा सदगमय ।

तमसो मा ज्योतिर्गमय ।

मृत्योर्माऽमृतं गमय ।

दया कर दान विद्या का हमें परमात्मा देना,

दया करना हमारी आत्मा में शुद्धता देना ।

हमारे ध्यान में आओ प्रभु आँखों में बस जाओ,

अंधेरे दिल में आकर के परम ज्योति जगा देना ।

बहा दो ज्ञान की गंगा दिलों में प्रेम का सागर,

हमें आपस में मिलजुल कर प्रभु ! रहना सिखा देना ।

हमारा धर्म हो सेवा हमारा कर्म हो सेवा,

सदा ईमान हो सेवा व सेवक जन बना देना ।

वतन के वास्ते जीना वतन के वास्ते मरना,

वतन पर जां फ़िदा करना प्रभु ! हमको सिखा देना ।

ओ३म सहनाववतु । सह नौ भुनक्तु । सहवीर्यं करवावहै ।

तेजस्विनावधीतमस्तु । मा विद्विषावहै ।


ओ३म शान्तिः शान्तिः शान्तिः ।

विषय- हिन्दी

तिथि: _____

रंग-बिरंगे प्यारे-प्यारे,
ले लो ये रंगीन गुब्बारे ।
लाल, हरे और पीले लेलो।
नीले और चमकीले ले लो ।
गोल-गोल हैं, मोटे-मोटे,
लंबे-लंबे, छोटे-छोटे
इन्हें उछालो इनसे खेलो
रंग बिरंगे प्यारे-प्यारे।

1. कविता को पढ़ो और वीडियो में बोलकर सुनाओ।



2. कविता में आए रंग भरो -

--	--	--	--

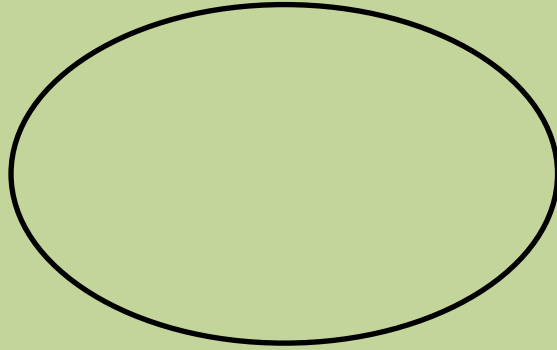
3. लाल और पीले रंग की चीजों के चित्र चिपकाओ |

लाल

पीले

ऊपर चन्द्रा गोल गोल
नीचे धरती गोल गोल
मम्मी की रोटी गोल गोल
पापा का पैसा गोल गोल
हम भी गोल तुम भी गोल
सारी दुनिया गोलम गोल

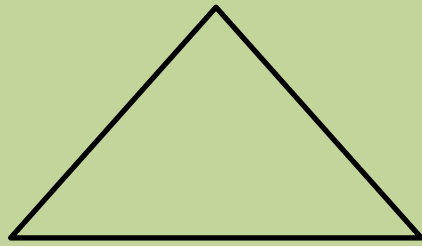
1. गोल -



2. चौकोर-



3. तिकोना-




चित्र बनाओ:

चौकोर-

तिकोना

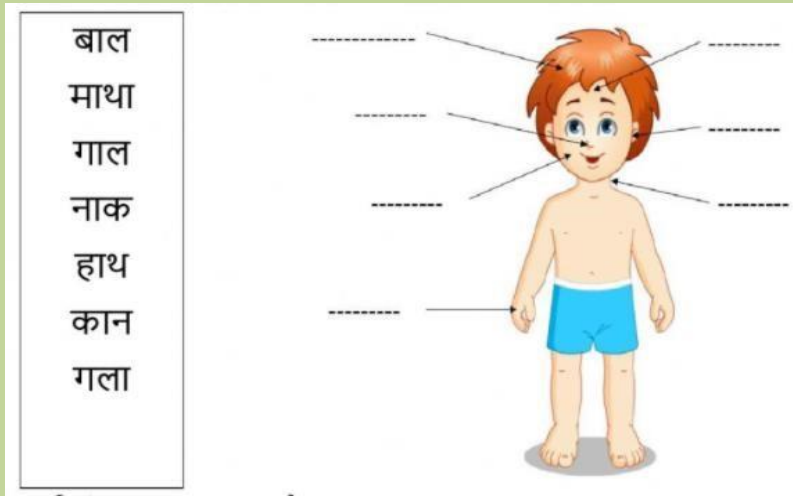
गोल

रंग भरो- (गोल - लाल, तिकोना - हरा चौकोर - नीला)



तिथि _____

शरीर के अंगों के नाम लिखो |



तिथि: _____

याद करो।

अ आ इ ई


उ ऊ ऋ

ए ऐ ओ औ

अं अः

तिथि: _____

आ से



आन्नार

अक्षर क में रंग नरे



क ग
च क
च क ग



तिथि: _____

क क क क

ख ख ख ख

ग ग ग ग

घ घ घ घ

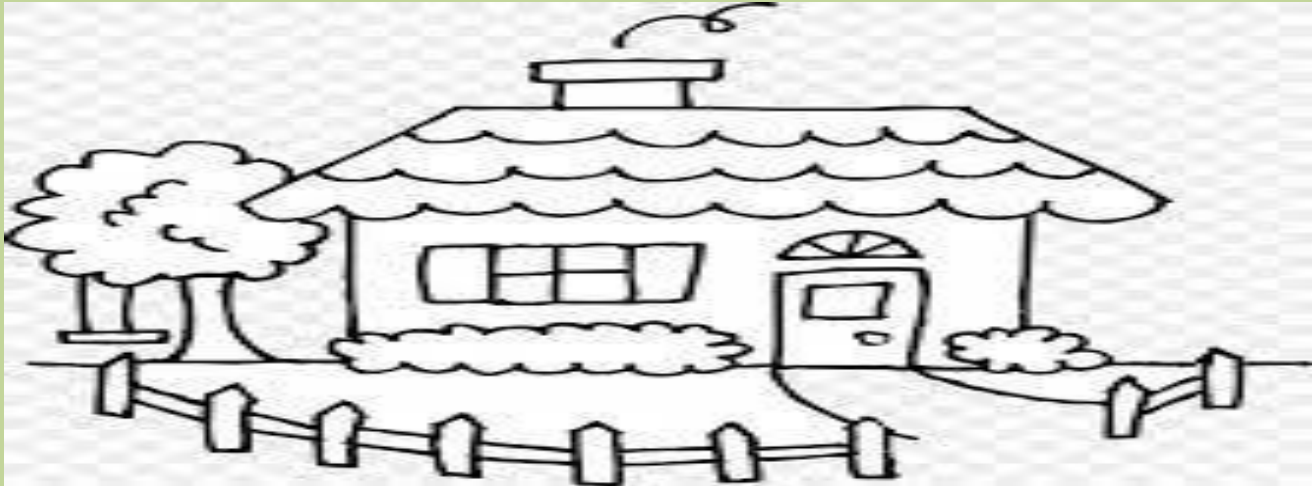

ङ ङ ङ ङ

च च च च

छ छ छ छ

ज ज ज ज

तिथि: _____



तिथि: _____

झ झ झ झ

ञ ञ ञ ञ

ट ट ट ट

ठ ठ ठ ठ

ड ड ड ड

ढ ढ ढ ढ

ण ण ण ण

त त त त

तिथि: _____

अभ्यास - 2

सही अक्षर पर गोला लगाओ

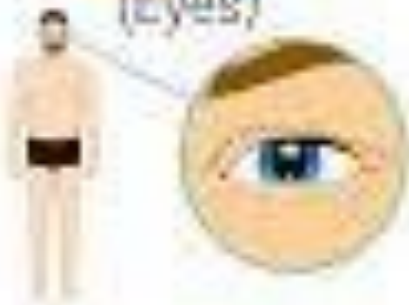


Copyright © India.com

तिथि: _____

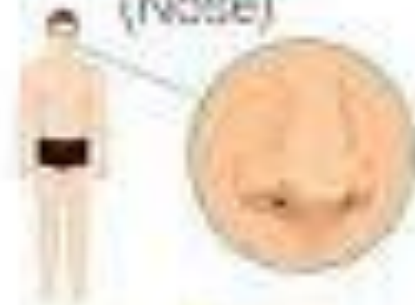
आंखें

(Eyes)



नाक

(Nose)



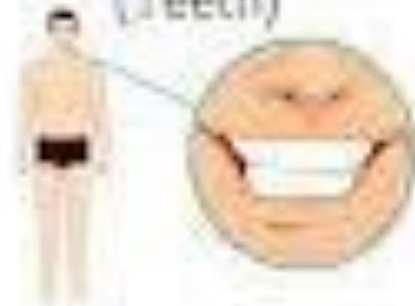
हाथ

(Hand)



दांत

(Teeth)



तिथि: _____

थ थ थ थ

द द द द

ध ध ध ध

न न न न

प प प प

फ फ फ फ

ब ब ब ब

भ भ भ भ

अभ्यास - 1

सही अक्षर पर गोला लगाओ



तिथि: _____

म म म म

य य य य

र र र र

ल ल ल ल

व व व व

श श श श

ष ष ष ष

स स स स

तिथि: _____

ह ह ह ह

क्ष क्ष क्ष क्ष

त्र त्र त्र त्र

ज्ञ ज्ञ ज्ञ ज्ञ

श्र श्र श्र श्र

ॐ ॐ ॐ ॐ



हाथी राजा

contributed by Nishita

हाथी राजा, बहुत बड़े
सूड़ उठाकर कहाँ चले,
पंख हिलाकर कहाँ चले,
मेरे घर भी आओ ना,
मीठे गन्ने खाओ ना,
आओ बैठओ कुर्सी पर,
कुर्सी बोले चटर पटर, चटर पटर

मेरी प्यारी गैया



मेरी गैया आती है ।
मुझको दुध पिलाती है ।
गारे रंग में मजती है ।
बच्चे सब आ जाते हैं ।
उसको प्यार जताने है ।
उसका एक बच्चा है ।
उछल कूद में पक्का है ।



तिथि: _____

तिथि: _____



झूला

तिथि: _____

खाली स्थान भरो

क		ग		ङ	
छ		झ		ट	
ड		ण		थ	
घ		प		य	
म		र		व	
ष		ह		त्र	

तिथि: _____

हिन्दी शब्द व मात्रा ज्ञान

बिना मात्रा के दो वर्ण वाले शब्द

कल	तप	डर	जग	कब	पल
मग	वक	गप	चर	जब	फल
हल	नल	तल	मन	अब	उस
सब	यज्ञ	घन	छल	दस	छत
यश	डर	पढ	खत	नस	एक
इत्र	नग	पर	बल	दल	जग
टब	ठग	तन	थन	दम	बस
धन	भग	रस	लट	हम	कर
मत	नभ	चख	सच	नच	गज

तिथि: _____

रिक्त स्थान भरौ

	घ		ग
	फ		ई
	ज		प
	छ		व
	ध		ब

	ठ थ ख
	ग ङ द
	ट ज त
	छ घ ध
	ड ढ न

SUBJECT-EVS

DATE: _____

1. Identify NAMES of the following things.



2. Make flash cards of paper and write the name of the colour like this-

RED


BLUE

GREEN

YELLOW

BLACK

3. Colour the clown with the colour mentioned and be happy.



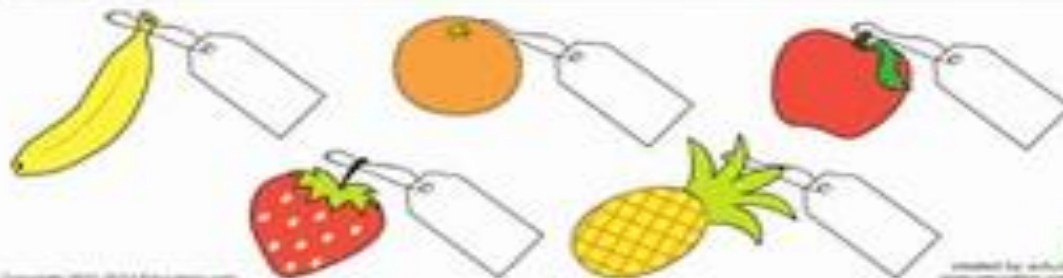

1- red 2- yellow 3- green 4- blue 5- purple
6- black

4. Draw the lines to match the colour.

Sort And Count Fruits

All the fruits are mixed up. Can you help sort them out by coloring the same fruit in a single color? Then count each type of fruit to find out how many there are, and write the number on the tag.

Parent tip: Ask your child to cross-out each fruit as they count.



Copyright © 2011 by Education.com

Created by Education.com
www.education.com/resources

DATE: _____


1. Look around and write the names of the 2 things which have following shapes-

Square	Circle	Rectangle	Triangle
1. 2.	1. 2.	1. 2.	1. 2.

2. Draw pictures of shapes.

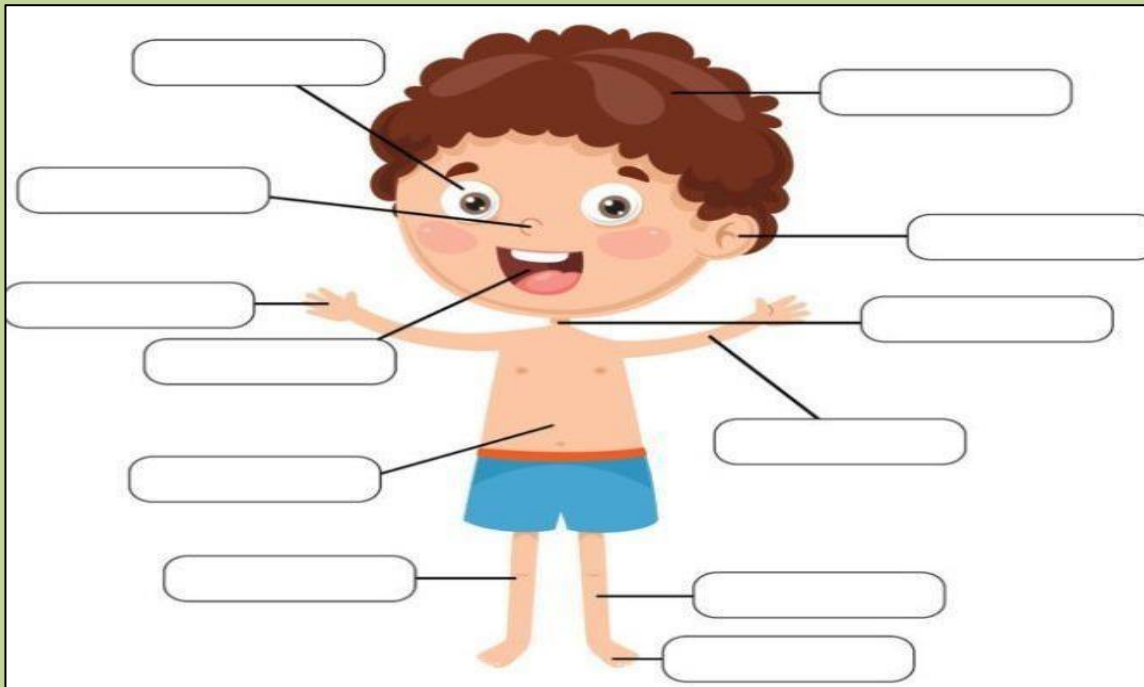
Square	Circle	Rectangle	Triangle

3. Name the shape of the following things.



Date: _____

1. Name the body parts in the picture. Make a video naming your body parts.



nose

eye

hair

neck

ear

hand

leg

knee

foot






mouth

arm

stomach

DATE : _____

2. Match the body parts with correct name.

Mouth	
Legs	
Eyes	
Ears	
Hands	

3. Match the body parts with their usage.

We hear with our



We touch with our



We see with our



We kick ball with our

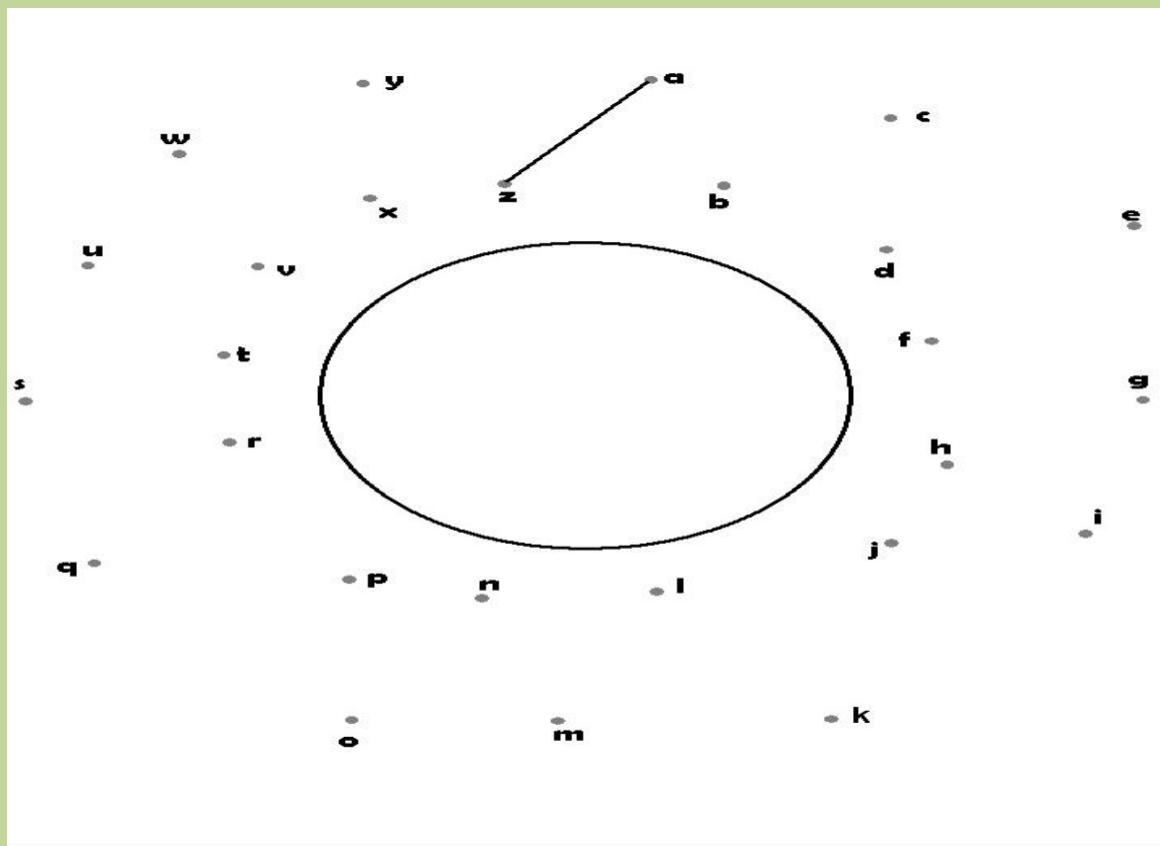


We speak with our



SUBJECT-ENGLISH

DATE : _____



Pre-printing Practice: Use straight lines to connect the dots.

DATE : _____


Name the things and colour the pictures



I love butterfly. I never catch it



I love flowers. I never pluck them.



DATE : _____

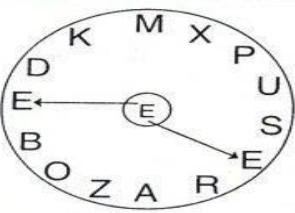
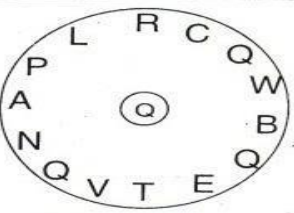
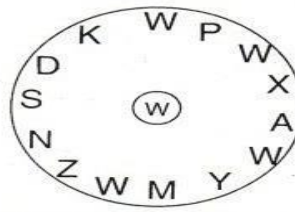
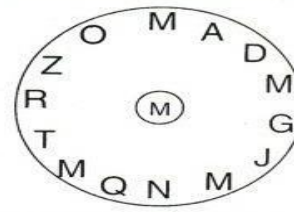
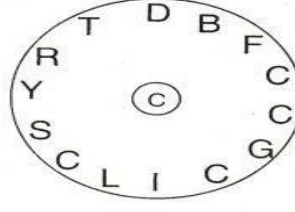
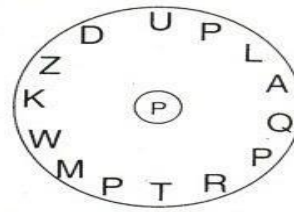
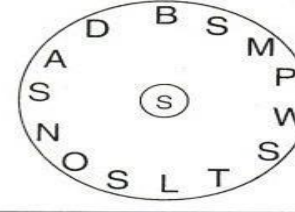
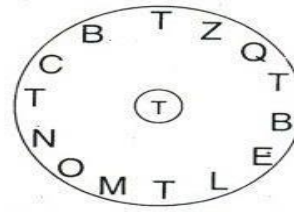
4. Where will you put the the waste take it there.



Take the recycling waste in the dustbin.

DATE : _____



Identify and Match the alphabets.

DATE : _____


HONESTY IS THE BEST POLICY.

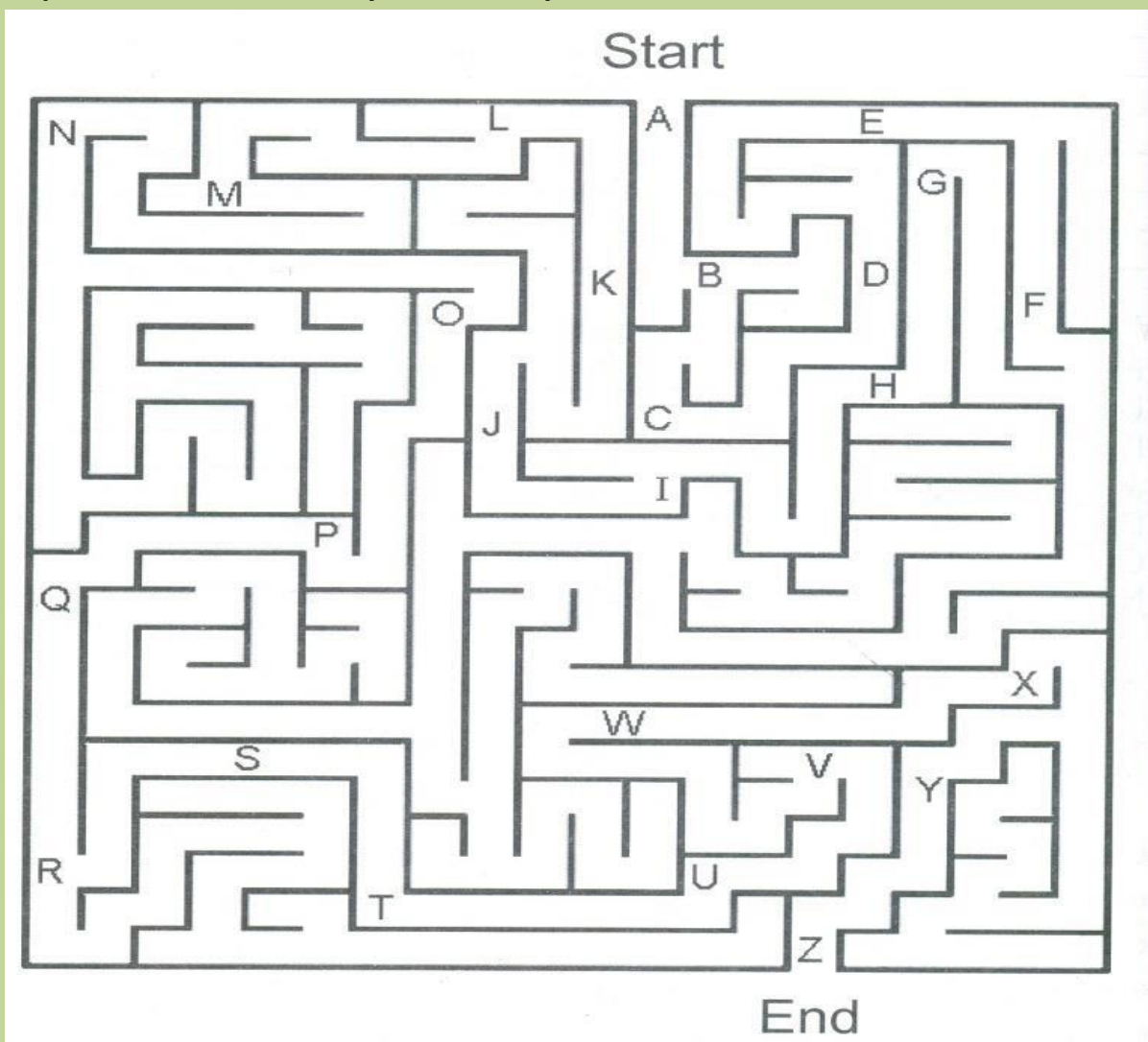
Choose the correct baskets for fruits







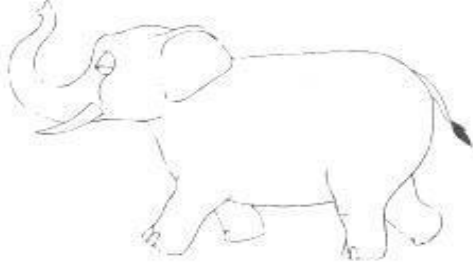
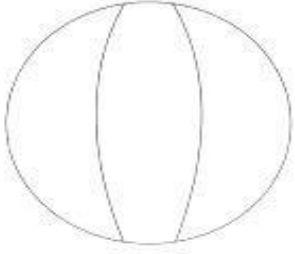
1044689278

DATE : _____

 Beginning with letter A, trace the path of the alphabet to find your way out of the maze



Match the letters to the pictures starting with the same letter.

	A	
	B	
	C	
	D	
	E	
	F	

DATE : _____ Copy the letters

A a

B b

C c

D d

E e

F f

G g

H h

I i

J j

K k

L l

M m

DATE : _____ COPY THE LETTERS

N n

O o

P p

Q q

R r

S s

T t

U u

V v

W w

X x

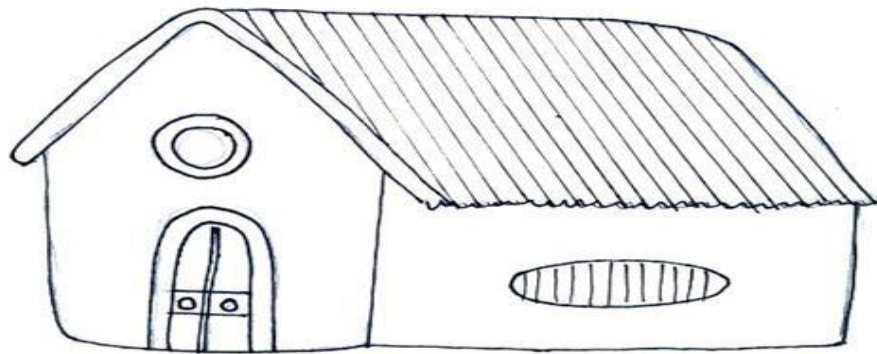
Y y

Z z

Say "PLEASE" when you want something from someone

DATE : _____ **Colour the picture.**

I Love my house




Draw your own house.

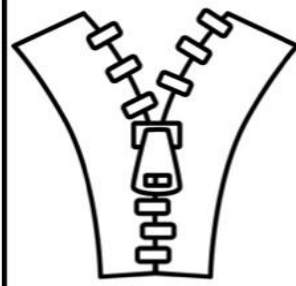
DATE : _____




big
bag



pin
pan



zap
zip




kid
kit




can
cat



mug
mop



hog
hot



dip
dig


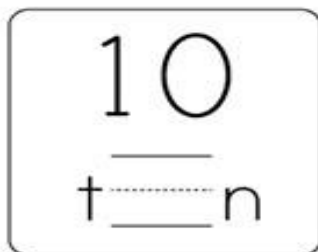
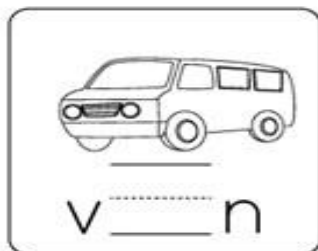

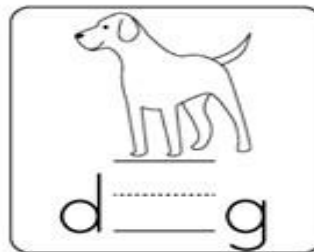
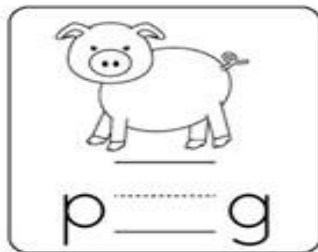



tip
top

DATE : _____


Write the correct short vowel to complete each word.

a e i o u



DATE : _____

Draw a circle around each letter in the word **dog**.



Draw a circle around each letter in the word **hat**.



DATE : _____

Fill in the letters.

A



C



E

F



H



J

K



M



O

P



R



T

U



W



Y

Z

www.worksheetfun.com

Name _____

ALPHABET PRACTICE CHART

Trace the letters.

Aa Bb Cc Dd

Ee Ff Gg Hh

Ii Jj Kk Ll Mm

Nn Oo Pp Qq

Rr Ss Tt Uu Vv

Ww Xx Yy Zz

DATE : _____

Missing letters		☆
 _pple	 _gg	
 _all	 _ish	
 _at	 _ate	
 _og	 _at	
a b c d	e f g h	

DATE : _____



Match the words

Draw lines to connect the words that are the same.



moon

dog

dog

cow

cow

hat

hat

moon



big

can

can

play

you

big

play

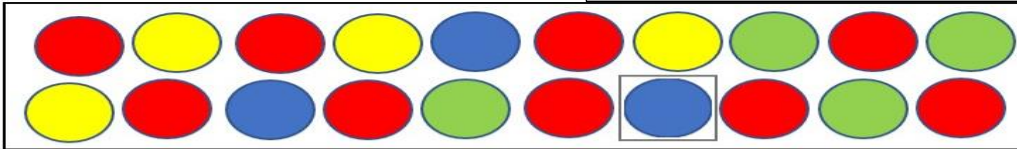
you



SUBJECT-MATHS

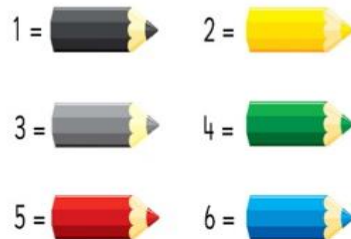
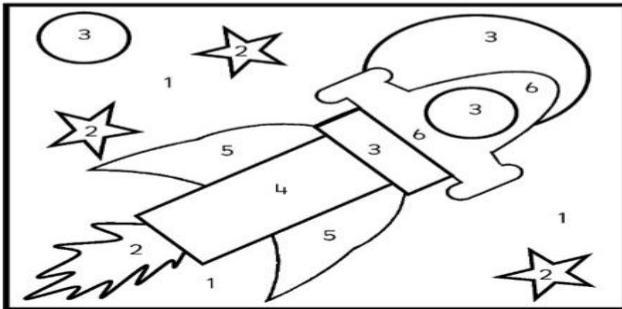
DATE : _____

One, two, buckle my shoe
Three, four, shut the door
Five, six, pick up sticks
Seven, eight, lay them straight
Nine, ten, begin again.





1. Count the following-
Number of red balls- _____
Number of blue balls- _____
Number of yellow balls- _____
Number of green balls- _____

2. Colour the picture according to the colour told-



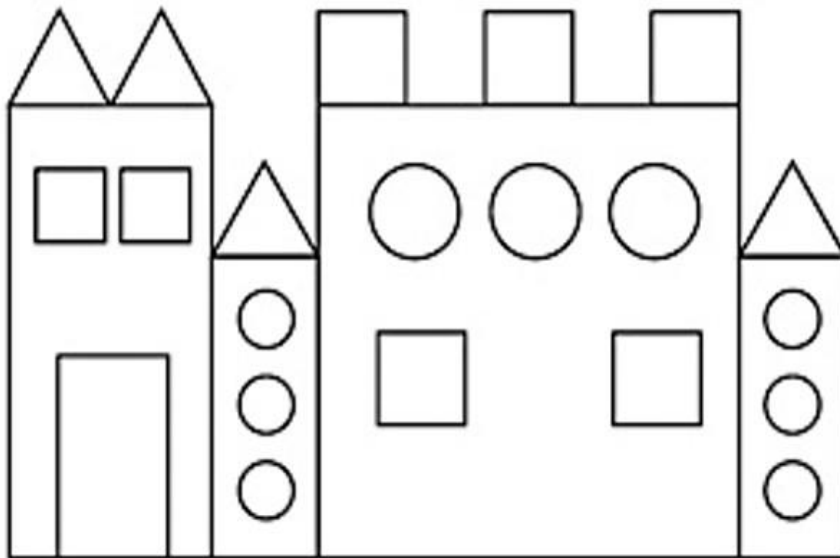
DATE : _____

1. Name the following shapes.




2. Make a video with 2 circle shaped, 2 square shaped, 2 triangle shaped, 2 rectangle shaped things around you.

3. Count and write.



DATE : _____


How Many?

I have  eyes

I have  mouth

I have  ears

I have  fingers

I have  legs

Trace the number and write it on the dotted line.



Copy the numbers:

1

2

3

4

5

6

7

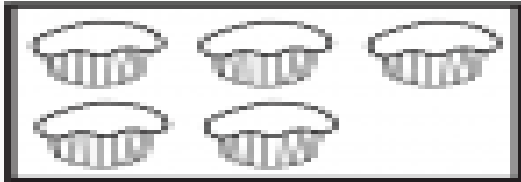
8

9

10

DATE : _____

Count the cupcakes in each box.
Match with the correct number.



4

3

5







2

1

DATE : _____

IDENTIFICATION OF NUMBERS: 1

Colour the apples with 1 red.

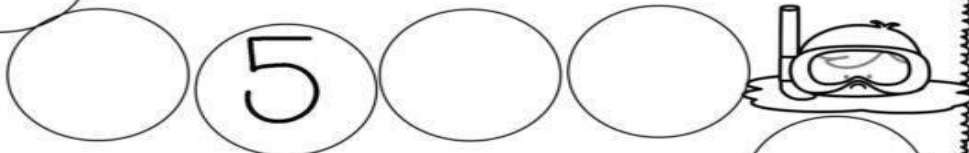
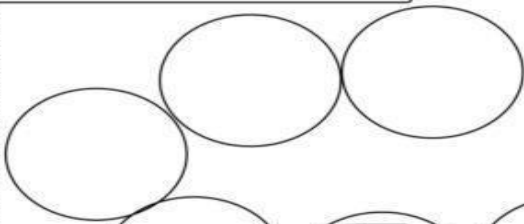


DATE : _____

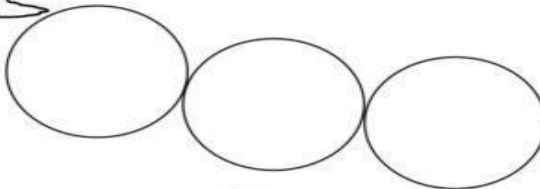
Name

Splashing into Summer!



Fill in the missing numbers.



12




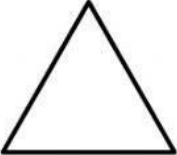





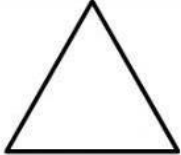









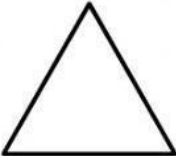






16



©HoorayforTK

DATE : _____

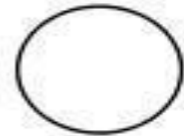
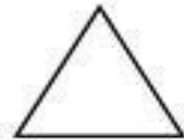


Place the shape on the correct matching shape!

DATE : _____

Name : _____

Draw a line from the shape on the left to the matching shape on the right.



DATE : _____

 <p>Say Please and Thank You</p>	 <p>Be Polite</p>
 <p>Raise Your Hand</p>	 <p>Follow Rules</p>
 <p>Share with Others</p>	 <p>Take Turns</p>

DATE : _____



Early to bed,
early to rise.



Brush your teeth
twice a day.



Wash your hands
before and after meal.



Avoid junk food.



Exercise regularly.



Take bath everyday.



Go to school on time.



Be attentive in the
class room.

DATE :

Our National Pledge

- India is my country. All Indians are my brothers and sisters.
- I love my country and I am proud of its rich and varied heritage.
- I shall always strive to be worthy of it.
- I shall give my parents, teachers and all elders respect and treat everyone with courtesy.
- To my country and my people, I pledge my devotion.
- In their well being and prosperity alone, lies my happiness.

JAI HIND!

छात्र प्रतिज्ञा

भारत हमारा देश / हम सब भारतवासी / भाई बहन हैं/हमें अपना देश/ प्राणों से भी प्यारा है/इसकी समृद्धि और विविध संस्कृति पर/ हमें गर्व है/हम इसके/ सुयोग्य अधिकारी/ बनने का/ प्रयत्न सदा करते रहेंगे।

हम अपने/ माता-पिता/ शिक्षकों, और गुरुजनों का/आदर करते रहेंगे/ और सबके साथ/ शिष्टता का /व्यवहार करेंगे/ हम अपने देश और देशवासियों के प्रति/ वफादार रहने की प्रतिज्ञा करते हैं/ उनके कल्याण और समृद्धि में ही/ हमारा सुख निहित है।

जय हिन्द

तत् त्वं पूषन् अपावृणु
केन्द्रीय विद्यालय संगठन

॥ भारत का राष्ट्रगान ॥

जन गण मन अधिनायक जय हे
भारत भाग्य विधाता
पुंजाब सिंध गुजरात मराठा
द्रविड़ उत्कल बंग
विंध्य हिमांचल समुना गंगा
उच्छल जलधि तरंग
तव शुभ नामे जागे
तव शुभ आशिष मांगे
गाये तव जय गाथा ।

www.facebook.com/RitiRiwaz.India

www.RitiRiwaz.com

www.facebook.com/R

जन गण मंगल दायक जय हे
भारत भाग्य विधाता
जय हे जय हे जय हे
जय जय जय जय हे ॥



गीतकार: रवींद्र नाथ टैगोर